



KARTELL LAUFEN

Basin mixer, projection 135 mm, fixed spout, without pop-up waste, PVD titanium black matt

DIMENSIONS

Length	1 mm
Width	1 mm
Height	1 mm

Acoustic level (dB) : Group 1 (Up to 20 dB)

Aerator type : Honeycomb PCA

Annual energy consumption (kWh/p.a.) : 354.76

Application : Basin

Commodity Code/Import Code Number for Foreign Trad : 84818019

Faucet type : Single-lever

Fixed spout

Flexible supply hoses included

Flow rate (l/min - 3 bar) : 5.3

Handle position : Top

Installation type : Deck-mounted

Net weight (kg) : 1.1

Spout position : Central

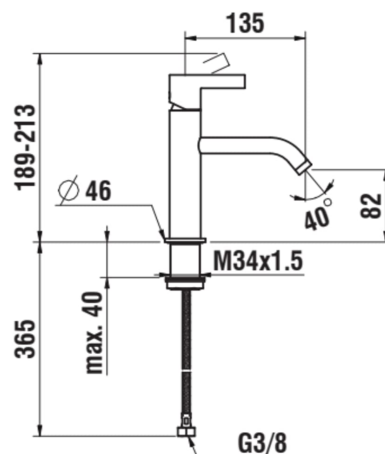
Type of cartridge : Ceramic Disc

Waste type : Waste not included

Water and energy-saving

Water connection diameter : 3/8"

TECHNICAL DRAWINGS






COMPATIBLE WITH



Pop-up waste, "Automatic Clic", 63 mm x G1 1/4", PVD titanium black matt

H3709890811041





Kartell LAUFEN

Kartell • LAUFEN transports you to a realm of ethereal beauty, where the ordinary dissolves into a bold fusion of colour, light, and design. This visionary collaboration redefines the bathroom, inviting you to shape a fluid, ever-evolving space, transforming it from mere function into a canvas for creativity and self-expression.



#certification_text

Standards and approvals: A+