

**KARTELL LAUFEN**

2-handle concealed basin mixer, projection 175 mm, fixed spout



**DIMENSIONS**

Length	1 mm
Width	1 mm
Height	1 mm

Acoustic level (dB) : Group 1 (Up to 20 dB)

Aerator type : Honeycomb PCA

Annual energy consumption (kWh/p.a.) : 381.54

Application : Basin

Commodity Code/Import Code Number for Foreign Trad : 84819000

Faucet type : Twin-lever

Fixed spout

Flow rate (l/min - 3 bar) : 5.7

Installation type : Wall-mounted

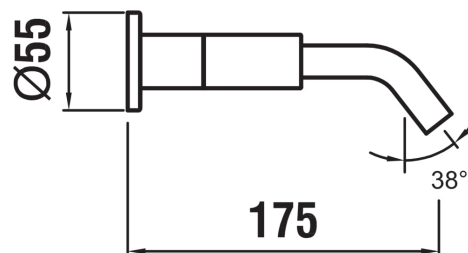
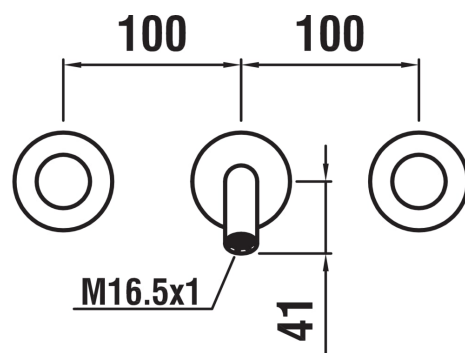
Net weight (kg) : 1.49

Spout position : Central

Twin lever control : 1/4 Turn

Type of cartridge : Ceramic Disc

**TECHNICAL DRAWINGS**



COMPATIBLE WITH



Small washbasin with concealed outlet

**H815331...1111**



Washbasin, shelf left, with concealed outlet

**H810335...1111**



Washbasin, shelf left, with concealed outlet

**H810339...1111**



Freestanding washbasin with concealed outlet

**H811331...1111**



Freestanding washbasin with concealed outlet

**H811331...1121**



Concealed rough brass set, for concealed 2-handle basin mixer, with 3 construction plugs, fitting to all models from LAUFEN

**HF574064000000**








## Kartell LAUFEN

Kartell • LAUFEN transports you to a realm of ethereal beauty, where the ordinary dissolves into a bold fusion of colour, light, and design. This visionary collaboration redefines the bathroom, inviting you to shape a fluid, ever-evolving space, transforming it from mere function into a canvas for creativity and self-expression.



#certification\_text

Standards and approvals: A+