

KARTELL LAUFEN

## Washbasin



DIMENSIONS

Length	500 mm
Width	460 mm
Height	145 mm

COLOURS AND FINISHES

000 White

#option

104 - one tap hole, centre

#mountingAccessoriesExcluded\_text

Mounting set M10 x 140 mm, order no. 89988.2

Basin capacity (l) : 7

Bowl depth (mm) : 100

Bowl length (mm) : 484

Bowl position : Central

Bowl width (mm) : 315

Commodity Code/Import Code Number for Foreign Trad : 69101000

Installation type : Vanity, Wall-hung

Internal Shape : Rectangular

Material : Saphirkeramik

Net weight (kg) : 12.3

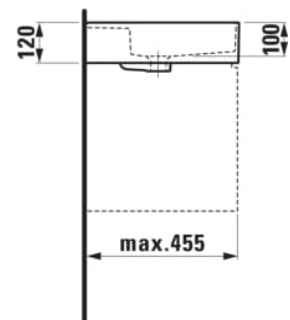
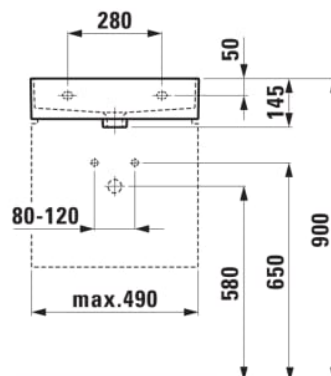
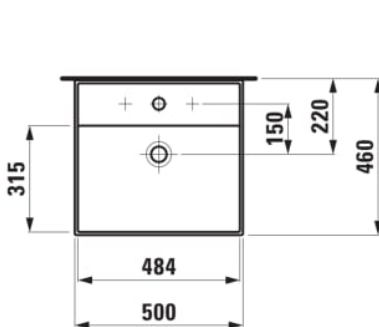
Number of fixing points : 2

Overflow type : Standard

Shape : Rectangular

Taphole configuration : 1 taphole in the middle

### TECHNICAL DRAWINGS



COMPATIBLE WITH



Towel holder lateral, right

**H382122...0001**



Towel holder lateral, left

**H382123...0001**




Towel holder Reling 500 mm

**H381121...0001**



Open waste valve with SaphirKeramik cover

**H898188...0001**





## Kartell LAUFEN

Kartell • LAUFEN transports you to a realm of ethereal beauty, where the ordinary dissolves into a bold fusion of colour, light, and design. This visionary collaboration redefines the bathroom, inviting you to shape a fluid, ever-evolving space, transforming it from mere function into a canvas for creativity and self-expression.



#material\_text

saphirkeramik

## Saphirkeramik

Saphirkeramik, patented and available on the market is one of the latest, globally significant innovation from LAUFEN. This revolutionary, ceramic material reaches its exceptional hardness blended with corundum, a colourless mineral, which is a component of sapphires. This gives Saphirkeramik a flexural strength equal to that of steel. Yet it has the potential to be wafer-thin, giving designers almost infinite freedom to experiment – and tear up the rulebook of bathroom design.